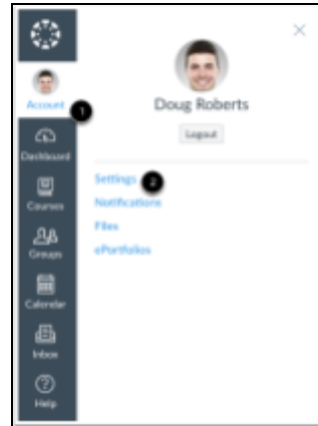


## Connecting Google Drive and Canvas

### Log into Canvas jsd.instructure.com


In Global Navigation, click:

1. **Account**
2. **Settings**



### Register Google Drive

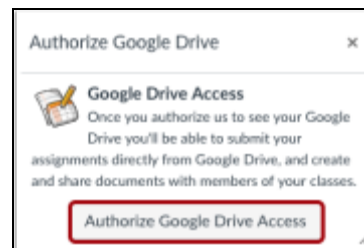
In **Other Services**, click the **Google Drive** button.



### Authorize Google Drive

Click the **Authorize Google Drive Access** button. You will be redirected to Google to verify the authorization.

Ensure connection with JSD Email account



### Allow Authorization

Canvas will ask permission to view and manage the files in your Google Drive account. Click the **Allow** button.

